





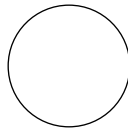
RING SIZER



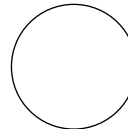
Size J



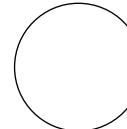
Size K




Size L




Size M




Size N




Size O




Size P




Size Q




Size R




Size S




Size T




Size U




Size V



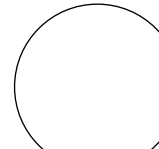
Size W



Size X



Size Y



Size Z

- Save file and print at actual size
- Take an existing ring and place it over the circumferences
- The inside of the ring needs to match the circle
- Size is stated below